



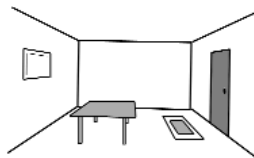


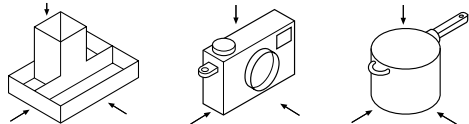
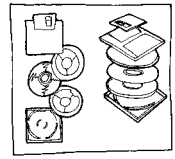
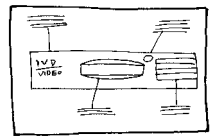


# Communication Chooser Chart

Use the chart to decide which technique or drawing system to use.

<i>What you want to communicate</i>	<i>Technique or drawing systems to use</i>
Realistic appearance of products	 rendering on perspective or isometric views
Realistic appearance of clothing	 fashion drawing
Realistic appearance of food	 photography
Giving impact	 put drawing or photograph against a background
Putting the product in a picture	 single point perspective
Plans for food products	 recipes
Plans for textile products	 patterns
Plans for other products	 orthographic views (suitable for CAD)
Assembly details	 exploded views
Using a product	 simple annotated drawings