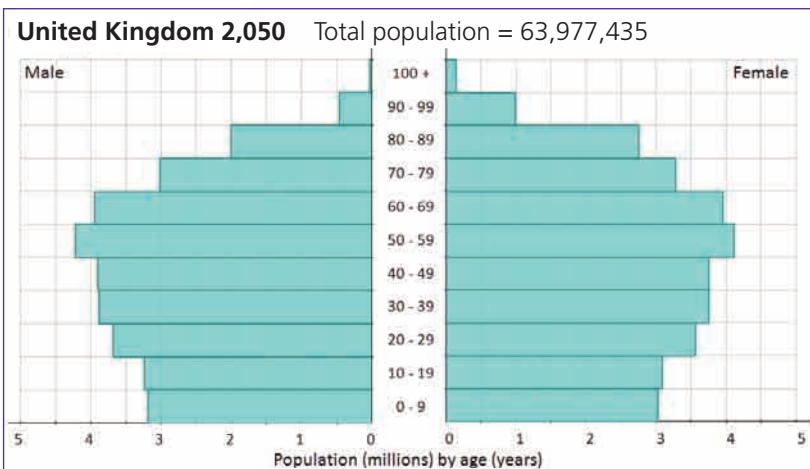
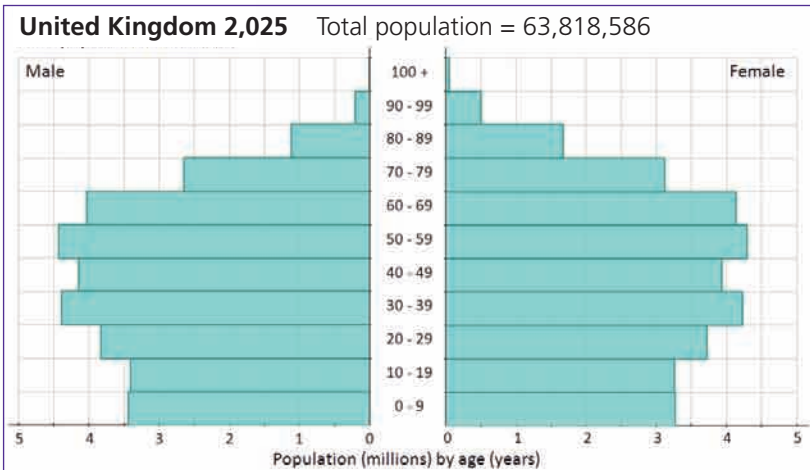
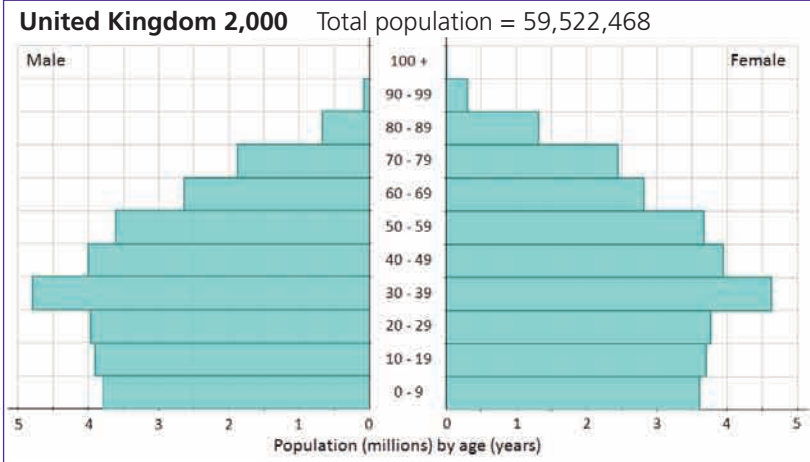


The population of the UK is changing.

It is expected that there will be **more old people** and fewer young people in 50 years time.



The **working** population is approximately 20 to 65 years old. These people work to pay for the **non-working** population.

For each of the three years, work out a good estimate for

- the population of working age
- the young
- the old.

What is the ratio of **working age** to **non-working age** populations?

How is this ratio changing?

Write a paragraph about **what this means** for health and social care policy.



Source: United States Census Bureaux, International Data Base